



New York City Gifted & Talented Exam Description

Background on the Test

The Gifted and Talented Exam is comprised of two assessments which measure verbal and nonverbal abilities.

The **Otis-Lennon School Ability Test®, 8th Edition (OLSAT®8)** measures verbal reasoning and comprehension skills, as well as abstract thinking and mental math skills. Test items are presented in a multiple-choice format and are proven valid measures of logical reasoning skills. In New York City, only the verbal section is administered. Students complete the following subtests:

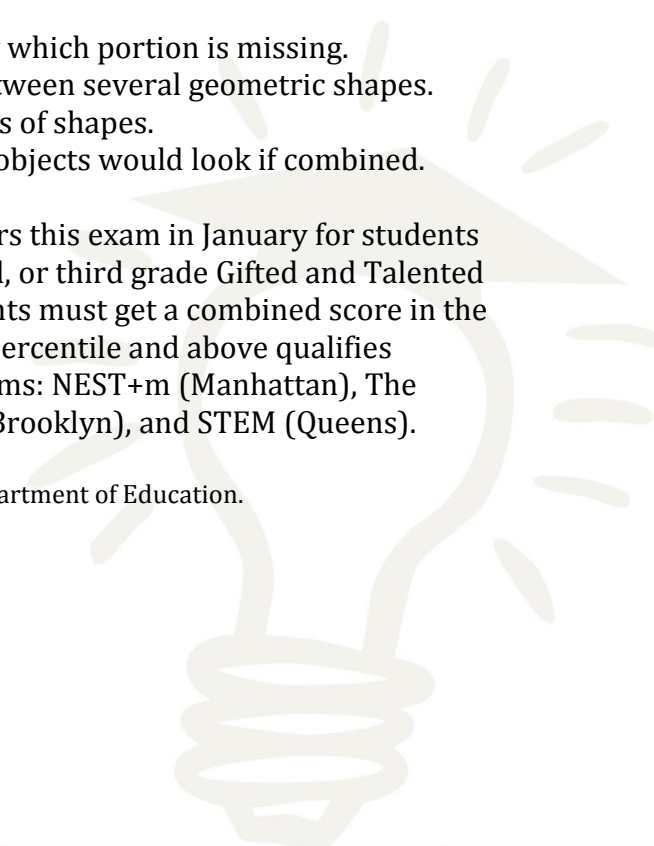
- **Following Directions:** Select a picture that corresponds to a verbal description read aloud.
- **Aural Reasoning:** Visualize a situation, integrate appropriate details, and synthesize what has been described.
- **Arithmetic Reasoning:** Incorporate basic number reasoning into verbal problems.

The **Naglieri Nonverbal Ability Test®, 2nd Edition (NNAT®2)** is a measure of students' nonverbal abilities, including critical thinking and problem solving using nonverbal reasoning skills. There are four types of nonverbal tasks measured in the NNAT®2:

- **Pattern Completion:** Look at a design and identify which portion is missing.
- **Reasoning by Analogy:** Consider relationships between several geometric shapes.
- **Serial Reasoning:** Determine a sequence in a series of shapes.
- **Spatial Visualization:** Visualize how two or more objects would look if combined.

The New York City Department of Education administers this exam in January for students looking to gain entrance into kindergarten, first, second, or third grade Gifted and Talented programs. To qualify for a districtwide program, students must get a combined score in the 90th percentile or above. A combined score in the 97th percentile and above qualifies students for placement into one of five citywide programs: NEST+m (Manhattan), The Anderson School (Manhattan), TAG (Manhattan), BSI (Brooklyn), and STEM (Queens).

Bright Kids NYC is in no way affiliated with the New York City Department of Education.



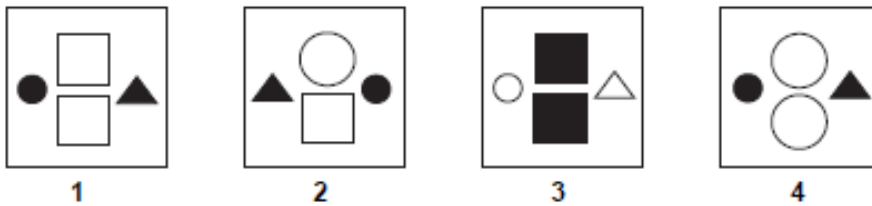
Additional Resources

New York City Department of Education website with more information on Gifted and Talented admissions:

<http://schools.nyc.gov/Academics/GiftedandTalented/default.htm>

Description of Subtests:

Following Directions



The student is asked to select a picture that corresponds to a verbal description read aloud.

Example question: Point to the box that shows two large white circles in between a small black circle and a small black triangle. (Ans: 4)

Aural Reasoning



The student is asked to visualize a situation, integrate appropriate details, and synthesize what has been described.

Example question: Brian is shopping for a birthday party. He is getting something inflatable that can grow. It can be used for decoration. Identify the picture that shows what Brian is buying. (Ans: 4)

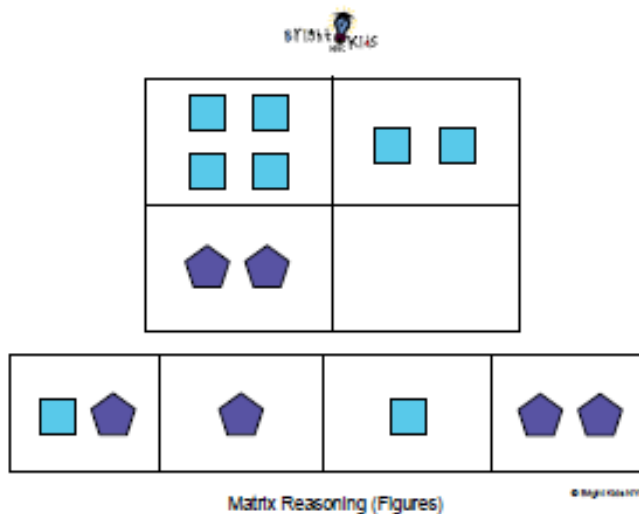
Arithmetic Reasoning



The student is presented with a set of images. The proctor then reads a scenario to the student in which the student must use mental math to answer the question.

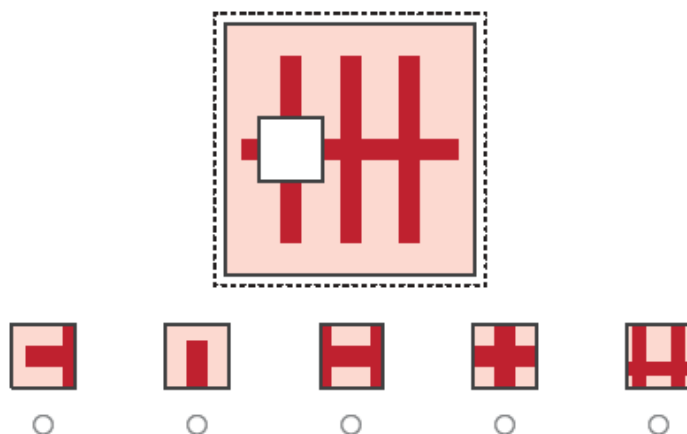
Example question: James has three basketballs as seen on the left. Dan gives James one more basketball. Point to the picture that shows how many basketballs James has now. (Ans: 1)

Reasoning by Analogy

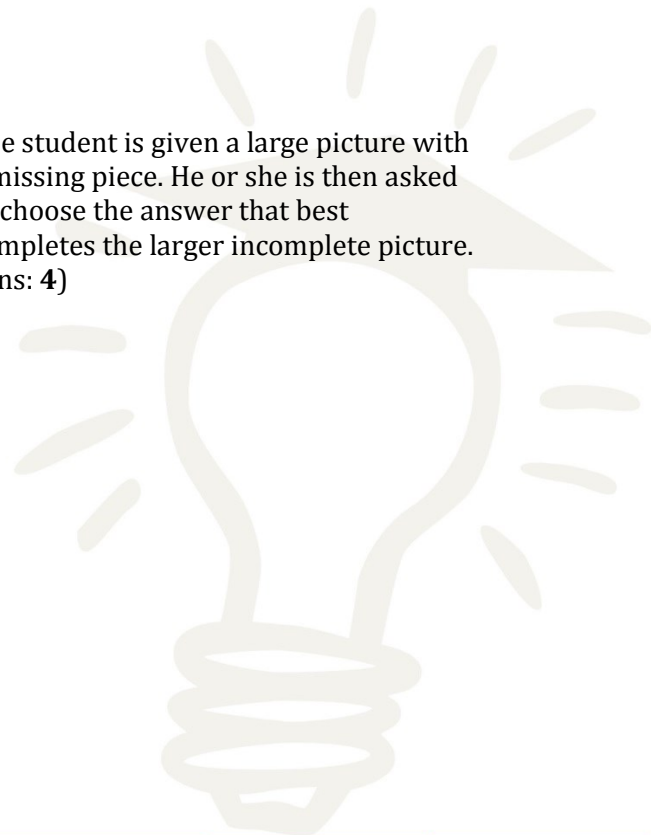


The student is shown a matrix with pictures inside. He or she must look at a completed row in order to determine an initial relationship. The student must then apply this relationship to an incomplete row to determine the missing picture represented by a blank box. (Ans: 2)


Pattern Completion



The student is given a large picture with a missing piece. He or she is then asked to choose the answer that best completes the larger incomplete picture. (Ans: 4)



Serial Reasoning



①



②



③



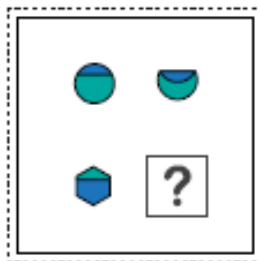
④



⑤

This type of question requires the student to recognize how a sequence of shapes changes across rows and columns. The student is then asked to choose what comes next in sequence. (Ans: 2)

Spatial Visualization



①



②



③




④



⑤

The student is shown an initial set of figures depicting a shape folding over into a second shape. Using that same logic, the student must choose the answer that completes a second pair of images. (Ans: 1)





Gifted and Talented Mock Test Results

Student Profile

Student:
Entry Level:

Session Date:
Date of Birth:

NNAT®2 (Naglieri Nonverbal Ability Test) Results

Raw Scores and Percentages

SUBTEST	#CORRECT/TOTAL	PERCENT CORRECT
I. Pattern Completion	17/18	94%
II. Serial Reasoning	11/17	65%
III. Spatial Visualization	2/2	100%
IV. Reasoning by Analogy	9/11	82%
NNAT CORE SUBTESTS	39/48	81%

Estimated Percentile and Stanine

Percentile Range	Stanine
96 to 99	9


OLSAT® (Otis-Lennon School Ability Test) Results

Raw Scores and Percentages

SUBTEST	#CORRECT/TOTAL	PERCENT CORRECT
I. Following Directions	5/12	42%
II. Aural Reasoning	6/9	67%
III. Arithmetic Reasoning	9/9	100%
OLSAT VERBAL	20/30	67%

Estimated Percentile and Stanine

Percentile Range	Stanine
89 to 95	8



Results Explained

A stanine is a test score scale with a mean of five and a standard deviation of two. They are often used to summarize educational test results.

These percentiles are based on internal data collected by Bright Kids over the past four years correlating student performance on mock tests to scores on the OLSAT® and NNAT®2 exams. The correlation is not merely based on percentage correct, it also takes into account the age of the student, as is the case with both of these exams. While the test is created by Bright Kids education experts and normed internally, it is not expressly guaranteed to reflect DoE test results.

Tutor Comments

Bill showed good test-taking skills overall, including going through all choices and maintaining a good pace. However, he became a bit distracted for the second halves of both verbal and nonverbal sections and thus became rushed in choosing answers.

